

CYC VOLLEYBALL SCOREKEEPING CLINIC

(UPDATED JULY 2022)

Referee Checklist

Assist the referees in making sure all of the items on the checklist are completed before the game.

- Official CYC Picture Roster Checked
- Lineup sheet Submitted
- Result of the Coin Toss after the Captain's Meeting

Line up sheets with Rosters

- Before the match the coaches will fill out the roster portion.
- The players present for the game should be highlighted or those that are not present should be crossed off.

Line Up Sheet

3-4 Grade

CYC OFFICIAL VOLLEYBALL STARTING LINEUP SHEET 3rd and 4th Grade Divisions

Please Note: Write only the players' numbers in the positions in which they will START

LOCATION: DATE: TIME:

Team Name, Grade & League:

Coaches:

#	PLAYER NAME	JERSEY #
1		
2		
3		
4		
5		
6		
7		
8		
9		
10		
11		
12		
13		
14		

(TO BE INITIALED BY SCORER OR REFEREE PRIOR TO START OF GAME)

Roster Presented Cards Checked

Comments / Notes:

ROTATION NET		
<input type="text"/>	<input type="text"/>	<input type="text"/>
4	3	2
<input type="text"/>	<input type="text"/>	<input type="text"/>
5	6	1
SERVICE		
<input type="text"/>		
7		
<input type="text"/>		
8		
<input type="text"/>		
9		
<input type="text"/>		
10		
<input type="text"/>		
11		
<input type="text"/>		
12		
<input type="text"/>		
13		
<input type="text"/>		
14		

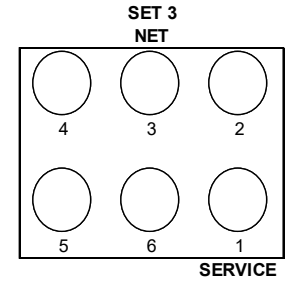
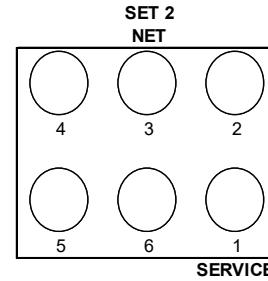
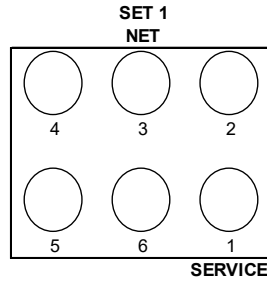
CYC OFFICIAL VOLLEYBALL STARTING LINEUP SHEET

5th, 6th, 7th, 8th Grade Divisions

Please Note: Write the players' numbers in the positions in which they will START

LOCATION: DATE: TIME:

Team Name, Grade & League:



Coach's Signature

Coach's Signature

Coach's Signature

Line Up Sheet 5-8 Grade

#	PLAYER NAME	JERSEY #
1		
2		
3		
4		
5		
6		
7		
8		
9		
10		
11		
12		
13		
14		

SET 1	SET 2	SET 3

Coaches:

*(TO BE INITIALED BY SCORER OR REFEREE
PRIOR TO START OF GAME)*

Roster Cards
Presented Checked

Comments / Notes:

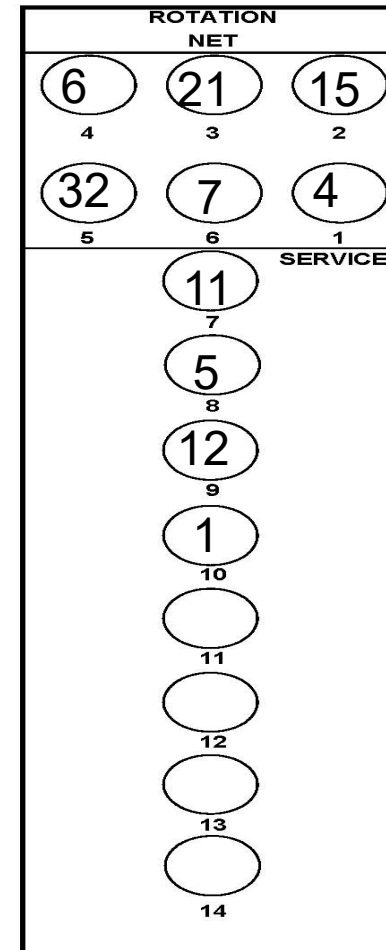
3rd-4th Grade Rotation

ROTATION NET		
○ 4	○ 3	○ 2
○ 5	○ 6	○ 1
		SERVICE
○ 7		
○ 8		
○ 9		
○ 10		
○ 11		
○ 12		
○ 13		
○ 14		

- Before the match the coaches will have this filled out.
- They do not complete a new one for each set, this is used for the entire match.

3rd-4th Grade Rotation

- The coach will write the jersey numbers for each player in the order of serve.
- Players will rotate clockwise around the court and the previous server (position 1) will exit the court if there is a legal substitute on the bench.



3rd-4th Grade Scoresheet

2022 CYC OFFICIAL VOLLEYBALL SCORESHEET

3rd / 4th Grade

GYM SITE:	TIME:	DATE:
1ST REFEREE:	TIMER:	
2ND REFEREE:	SCORER:	
LEAGUE:	GRADE:	

HOME (H):	<input type="checkbox"/> Roster Check	SCORE SET 1	SCORE SET 2	SCORE SET 3
COACH'S SIGNATURE:				
VISITOR (V):	<input type="checkbox"/> Roster Check	SCORE SET 1	SCORE SET 2	SCORE SET 3
COACH'S SIGNATURE:				

RUNNING SCORE			
<input type="checkbox"/> S	SET #1		<input type="checkbox"/> S
TIME OUTS		TIME OUTS	
<input type="checkbox"/>	<input type="checkbox"/>	<input type="checkbox"/>	<input type="checkbox"/>
H	V	H	V
1		1	
2		2	
3		3	
4		4	
5		5	
6		6	
7		7	
8		8	
9		9	
10		10	
11		11	
12		12	
13		13	
14		14	
15		15	
16		16	
17		17	
18		18	
19		19	
20		20	
21		21	
22		22	
23		23	
24		24	
25		25	
26		26	
27		27	

RUNNING SCORE			
<input type="checkbox"/> S	SET #2		<input type="checkbox"/> S
TIME OUTS		TIME OUTS	
<input type="checkbox"/>	<input type="checkbox"/>	<input type="checkbox"/>	<input type="checkbox"/>
H	V	H	V
1		1	
2		2	
3		3	
4		4	
5		5	
6		6	
7		7	
8		8	
9		9	
10		10	
11		11	
12		12	
13		13	
14		14	
15		15	
16		16	
17		17	
18		18	
19		19	
20		20	
21		21	
22		22	
23		23	
24		24	
25		25	
26		26	
27		27	

RUNNING SCORE			
<input type="checkbox"/> S	SET #3		<input type="checkbox"/> S
TIME OUTS		TIME OUTS	
<input type="checkbox"/>	<input type="checkbox"/>	<input type="checkbox"/>	<input type="checkbox"/>
H	V	H	V
1		1	
2		2	
3		3	
4		4	
5		5	
6		6	
7		7	
8		8	
9		9	
10		10	
11		11	
12		12	
13		13	
14		14	
15		15	
16		16	
17		17	
18		18	
19		19	
20		20	
21		21	
22		22	
23		23	
24		24	
25		25	
26		26	
27		27	

Net Height: 6' 6"


CLOCK:
Warm ups:
3 min receiving team,
3 min serving team

2 min between sets
30 second timeouts

Rotational sub into position 6

5 Serve Limit
15 foot serving box

RALLY SCORING:

 (SLASH)
Serving team wins

(BOX)
Receiving team wins

TIMING & SCORING:
Three (3) 25 point sets,
Win by 2 or Cap at 27.

COMMENTS:

3rd-4th Grade Scoresheet

- Complete the match information before the match begins.

GYM SITE:	TIME:	DATE:
1 ST REFEREE:	TIMER:	
2 ND REFEREE:	SCORER:	
LEAGUE:	GRADE:	

- Enter the team name, then enter the scores after each set. Coaches need to sign the score sheet at the end of the match.

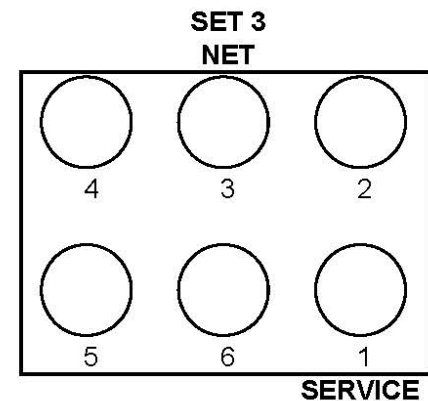
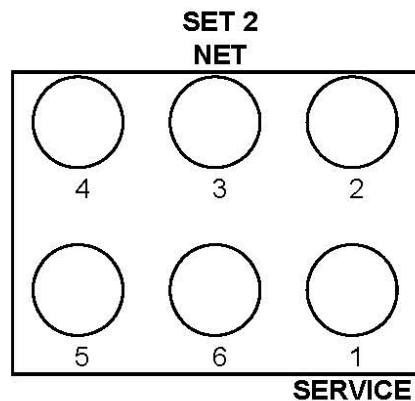
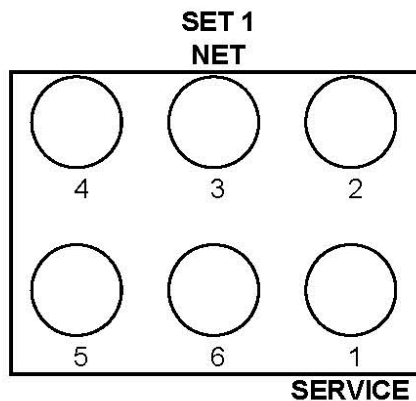
HOME (H):	Roster Check	SCORE SET 1	SCORE SET 2	SCORE SET 3
COACH'S SIGNATURE:				
VISITOR (V):	Roster Check	SCORE SET 1	SCORE SET 2	SCORE SET 3
COACH'S SIGNATURE:				

3rd-4th Grade Scoresheet

- Mark S for which team Serves.
- Circle the H or V for which team is on the left and right side of the court. You can write an abbreviation of the team name on the line above the H or V for clarification.
- During the set mark hash marks over the points for each team.
- Rally scoring: a point is awarded for each play
- There is a five serve maximum per player.
- Above the running score is a place to record timeouts.
- Each team gets two 30 second timeouts per set.
- Sets are played to 25, Win by 2, Cap at 27.
- All 3 sets are played.
- Record the results at the front of the sheet and get the coaches to sign.
- There is also a spot for the referee(s), scorer and timer's names.

5th-8th Grade Lineup Sheets

The coach needs to write the jersey numbers of the starting lineup. The numbered positions coordinate with the floor positions: Position 1 is the right back. The coach will fill this out before each set of the match.



5th-8th Grade Scoresheet

2022 CYC OFFICIAL VOLLEYBALL SCORESHEET 5th - 8th

League:

Gym Site:		Grade:		Time:		Date:		SCORES	Home	Visitor
1st Referee:				Timer:				SET 1		
2nd Referee:				Scorer:				SET 2		
Home:		Roster Check		Coach's Signature:				SET 3		
Visitor:		Roster Check		Coach's Signature:						

SET 1		Team:				1st Serve	Running Score				1st Serve	Team:				SET 1									
		Timeout 1		-		Timeout 2		-				Timeout 1		-		Timeout 2		-							
		1		2		3		4		5		6		1		2		3		4		5		6	
ORDER																									
SUBS																									
SERVICE																									
Comments/Sanctions:												Final		Comments/Sanctions:											

SET 2		Team:				1st Serve	Running Score				1st Serve	Team:				SET 2									
		Timeout 1		-		Timeout 2		-				Timeout 1		-		Timeout 2		-							
		1		2		3		4		5		6		1		2		3		4		5		6	
ORDER																									
SUBS																									
SERVICE																									
Comments/Sanctions:												Final		Comments/Sanctions:											

SET 3		Team:				1st Serve	Running Score				1st Serve	Team:				SET 3									
		Timeout 1		-		Timeout 2		-				Timeout 1		-		Timeout 2		-							
		1		2		3		4		5		6		1		2		3		4		5		6	
ORDER																									
SUBS																									
SERVICE																									
Comments/Sanctions:												Final		Comments/Sanctions:											

5th-8th Grade Scoresheet

Rally scoring: If the serving team wins the point, make a hash mark over the score. If the receiving team wins the point, put a box around the score. A point is awarded for each play.

When a player begins serving make a tic mark on the number in the right hand corner of Box 1 in the "Service Rounds" section.

At the end of that players serve, mark the teams score inside the box.

SET 1		Team:						Libero:		S		Running Score						
		Timeout 1		-		Timeout 2		-										
		1	2	3	4	5	6					1	10	19	1	10	19	
ORDER	<div style="border: 1px solid black; padding: 2px; display: inline-block;"> 4 11 1 6 13 5 </div>																	
SUBS	1	4	1	4	1	4	1	4	1	4	1	4	1	4	1	4	1	4
	2	6	2	6	2	6	2	6	2	6	2	6	2	6	2	6	2	6
	3	7	3	7	3	7	3	7	3	7	3	7	3	7	3	7	3	7
	4	8	4	8	4	8	4	8	4	8	4	8	4	8	4	8	4	8
SERVICE	3	1	4	1	4	1	4	1	4	1	4	1	4	1	4	1	4	
	2	5	2	5	2	5	2	5	2	5	2	5	2	5	2	5	2	5
	3	6	3	6	3	6	3	6	3	6	3	6	3	6	3	6	3	6
												Final						

5th-8th Grade Scoresheet

- Substitutions: When a substitution occurs you must write down the number of the player entering the game in the appropriate box.
- There are unlimited substitutions in CYC.
- A player that is subbed out of the game must re-enter the game for the same position.
- A player cannot go into a game for multiple players.

SET 1		Team:						Libero:		S		Running Score														
		Timeout 1		-		Timeout 2		-				1		10		19		1		10		19				
		1		2		3		4		5		6		2		11		20		2		11		20		
		4		11		1		6		13		5		3		12		21		3		12		21		
ORDER	SUBS	3	1	4	1	4	1	4	1	4	1	4	1	4	4	13	22	4	13	22	4	13	22	4	13	22
			2	6	2	6	2	6	2	6	2	6	2	6	5	14	23	5	14	23	5	14	23	5	14	23
			3	7	3	7	3	7	3	7	3	7	3	7	6	15		6	15		6	15		6	15	
			4	8	4	8	4	8	4	8	4	8	4	8	7	16		7	16		7	16		7	16	
SERVICE		1	4	1	4	1	4	1	4	1	4	1	4	8	17		8	17		8	17		8	17		
		2	5	2	5	2	5	2	5	2	5	2	5	9	18		9	18		9	18		9	18		
		3	6	3	6	3	6	3	6	3	6	3	6			Final										

5th-8th Grade Scoresheet

- Sets are played to 25 with a 27 point cap.
- All 3 sets are played.
- On the top right hand side there is a place to write the scores for each set.
- We do not keep track of match results, just sets.
- After the match you need to get all coaches signatures on the top.
- There is also a spot for the referee(s) and scorer and timer's names.

Special Circumstances

- Both score sheets and roster have a place to add remarks. Comments for the remarks:
 - Missing CYC Roster.
 - Poor behavior by coaches, players, or parents.
 - Penalties issued to players or coaches.
 - Please report these directly to the parish lay director.